



PARTS LIST  
OPERATOR'S MANUAL  
WARRANTY REGISTRATION  
FORM

## FAIRWAY ROLLER



MARKET FARM EQUIPMENT LIMITED, DASHWOOD, ONTARIO, CANADA

TEL# 519-238-2301 FAX# 519-238-6044 E-MAIL: [mfeltd@execulink.com](mailto:mfeltd@execulink.com)

[www.marketfarmequipment.com](http://www.marketfarmequipment.com)

**"SERVING THE FARM INDUSTRY SINCE 1962"**

# **MARKET FARM EQUIPMENT LIMITED**

## **EXPRESS WARRANTY**

**Market Farm Equipment Limited warrants against defects in construction and materials for a period of ONE year. We reserve the right to inspect and decide whether material or construction was faulty, or whether abuse or accident voids our guarantee.**

**This warranty does not cover a component which fails, malfunctions or is damaged as a result of (I) improper modification or repair, (II) accident, abuse or improper use, including loading beyond the specified maximum weights and requirements (III) improper or insufficient maintenance, or (IV) normal wear and tear.**

**THIS WARRANTY IS EXPRESSLY IN LIEU OF ALL OTHER WARRANTIES OR CONDITIONS, EXPRESS, IMPLIED OR STATUTORY, INCLUDING ANY IMPLIED WARRANTY OF MERCHANTABILITY OR FITNESS FOR A PARTICULAR PURPOSE.**

**In no way shall Market Farm Equipment Limited be liable for special, direct, incidental or consequential damages of any kind, including but not limited to labour charges.**

**The exclusive remedy under this warranty shall be repair or replacement of the defective component at Market Farm Equipment Limited's option. This is the entire agreement between Market Farm Equipment Limited and the owner about warranty. NO M.F.E. Ltd. employee or dealer is authorized to make additional warranty on behalf of Market Farm Equipment Limited.**

**(Fill in the following for future reference)**

**Serial number:\_\_\_\_\_**

**Date of purchase:\_\_\_\_\_**

**Purchased from:\_\_\_\_\_**



# **WARRANTY PROCEDURE**

MARKET FARM EQUIPMENT WARRANTS THEIR MANUFACTURED PRODUCTS TO BE FROM DEFECTS IN MATERIAL AND WORKMANSHIP FOR A PERIOD OF ONE (1) YEAR AFTER THE DATE OF PURCHASE TO THE FIRST END USER AND IS SUBJECT TO THE FOLLOWING CONDITIONS.

1. Damage caused by improper use, negligence, or operation beyond rated capacity, improper set-up, adjustment, or any unauthorized modifications Made by the dealer or customer, shall void this warranty.
2. Notification of damage or warranty claims must be submitted to Market Farm Equipment (M.F.E.) within seven (7) days of the date of failure.
3. All defective parts must be made available by the dealer, for inspection by M.F.E. if required, and returned at the dealer's expense.
4. All warranty claims must be approved by M.F.E.
5. The labour and freight required to replace defective parts is not reimbursable.
6. Exchange, credit or warranty status will be based on the results of the inspection of damaged items by the manufacturer.
7. Credit will be issued if and when the warranty claim is approved and **MUST NOT** be deducted from the account by the dealer.
8. Products and/or parts not manufactured by M.F.E. are subject to their own manufacturer's warranty conditions.

**WARRANTY CONSIDERATION IS ONLY VALID WHEN THE WARRANTY REGISTRATION FORM HAS BEEN RECEIVED BY MARKET FARM EQUIPMENT.**

# **MARKET FAIRWAY ROLLER WARRANTY REGISTRATION**

**MARKET FARM EQUIPMENT LIMITED**

**71796A BLUEWATER HIGHWAY, DASHWOOD, ONTARIO, CANADA, N0M 1N0**

**Fax: 519-238-6044 E-mail: mfeltd@execulink.com**

---

**Purchaser's warranty protection on this equipment is valid only when this registration form is completed by the purchaser and returned to Market Farm Equipment Limited.**

**Date of purchase:** \_\_\_\_\_

**Model number:** \_\_\_\_\_ **Serial number:** \_\_\_\_\_

**Purchased from:** \_\_\_\_\_

## **PURCHASER'S SIGNATURE INDICATES:**

- **Acceptance of equipment**
- **Receipt of operator's manual**
- **Clear understanding of warranty**
- **Receipt of instructions on safe and proper operating procedures**

## **PURCHASER:**

**Name:** \_\_\_\_\_

**Signature:** \_\_\_\_\_

**Mailing Address:** \_\_\_\_\_

**Prov./State:** \_\_\_\_\_ **Postal/Zip Code:** \_\_\_\_\_

**Telephone number:** \_\_\_\_\_

**E-mail:** \_\_\_\_\_

## **THIS WARRANTY MUST BE VALIDATED BY THE MANUFACTURER**

**It is valid only when a copy of the registration has been received by the manufacturer at address shown.**



## **MARKET FAIRWAY ROLLER OPERATING INSTRUCTIONS**

The “MARKET FAIRWAY ROLLER” comes completely set up and ready to hit the fairways.

The electric/hydraulic valve is controlled by a single on/off switch. In the off position, the hydraulic oil will flow to the cylinder that raises & lowers the roller. In the on position, the oil flows to the two cylinders that fold & unfold the wings.

The electric/hydraulic valve is powered by the tow vehicle’s 12 volt battery. When in the off position, there is no power being drawn from the battery.

### **OPERATING SEQUENCE**

With the roller in the raised position, click the switch on. This will send the oil to the cylinders that lower the wings. Once the wings have fully lowered, click the switch off. This allows the oil to go to the cylinder that lowers the roller.

To fold the roller for transporting, raise the roller completely, then click the on switch to redirect the oil to the cylinders that raise the wings. Once the wings are folded, click the switch to the off position to conserve the battery power.

### **FILLING ROLLER SECTIONS WITH WATER**

Each roller section has two fill ports at one end. Remove both plugs. Connect hose to lower port to fill. Replace and tighten both plugs.

### **DRAINING ROLLER SECTIONS FOR STORAGE**



Remove all plugs. Once the water has stopped draining, use an air compressor to blow the remaining water out. Replace and tighten plugs.

**NOTE: If water is left in the rollers, it will freeze and split the roller seams.**

## SAFETY INFORMATION







- Before using roller READ and UNDERSTAND SAFETY INSTRUCTIONS.
- Make sure the cylinder stop on the lift cylinder is in place before unhooking from tow vehicle.
- Hydraulic oil leaks under pressure can cause injury. Make sure all hydraulic connections are tight. Before disconnecting hydraulic lines, relieve pressure.
- Replace any safety decals that become lost or damaged.
- Do not operate the roller in a manner that it was not intended for.

	<b>! WARNING</b>
	<p><b>HIGH PRESSURE FLUID HAZARD!</b> <i>To prevent serious injury or death from high pressure fluid:</i></p> <ul style="list-style-type: none"><li>• Relieve pressure on system before repairing, adjusting or disconnecting.</li><li>• Wear proper hand and eye protections when searching for leaks. Use wood or cardboard instead of hands.</li><li>• Keep all components in good repair.</li></ul>






	<b>! WARNING</b>
	<p><b>CRUSHING HAZARD</b> <i>To prevent serious injury or death:</i></p> <p>Keep hands and body clear when folding and unfolding roller wings.</p>







## FAIRWAY ROLLER PARTS













## FAIRWAY ROLLER PARTS LIST

REF #	DESCRIPTION
#FWR1	ROLLER TONGUE
#FWR2	ROLLER WHEEL FRAME
#FWR3	INNER TONGUE
#FWR4	BALL MOUNT BRACKET
#FWR5	WING ROLLER FRAME
#FWR6	CENTRE ROLLER FRAME
#FWR7L	LEFT DOUBLE PIVOT FRAME
#FWR7R	RIGHT DOUBLE PIVOT FRAME (NOT SHOWN)
#FWR8	CYLINDER LOCK
#FWR9L	LEFT WING BRACKET
#FWR9R	RIGHT WING BRACKET (NOT SHOWN)
#FWR10	HOSE HOLDER
#FWR11	ROLLER WHEEL MNT. BRACKET
#FWR12	CENTRE ROLLER
#FWR13	WING ROLLER
#FWR14	WING SAFETY STOP
#FWR15	1½" BEARING
#FWR16	4000 LB. HUB & SPINDLE ASSEMBLY
#FWR17	3" X 8" HYDRAULIC CYLINDER
#FWR18	3" X 16" HYDRAULIC CYLINDER
#FWR19	ELECTRIC/HYDRAULIC VALVE
#FWR20	205/65-10 10 PLY TIRE ASSEMBLY
#FWR21	2" BALL COUPLER
#FWR22	5/8" HITCH PIN

**HOSE KIT CONSISTS OF:**

2 of MKT-72 (3/8" hose complete with plug in end)

1 of MKT-28 (3/8" hose)

3 of MKT-12 (3/8" hose)

2 of MKT-20 (3/8" hose)

2 of MKT-23 (3/8" hose)

15 of 1501-0808 MPXFP (hydraulic fittings)

2 of 5605-08-08-08 (hydraulic fittings)


3 of 5404-0808 S1022-D (hydraulic fittings)

3 of 1502-0808 S1100-DD (hydraulic fittings)


**BOLTS & NUTS SOLD SEPARATELY.**



## MARKET FAIRWAY ROLLER OPTIONS



**BOLT ON ROLLER SWEEP (#1638)**



**BOLT ON BATTERY HOLDER (#1301)**



# THANK YOU FOR PURCHASING OUR “MARKET FAIRWAY ROLLER”

We would love to see it in action.

Please send us pictures & videos of the MARKET FAIRWAY ROLLER hard at work.

We would like to post them on our web-site & face book pages along with a “thank you” to you & your golf course.

Pictures & videos can be sent to

[mfeltd@execulink.com](mailto:mfeltd@execulink.com)

