




**OPERATOR'S MANUAL
SET-UP INSTRUCTIONS
&
PARTS LIST**

**3 PT. HITCH COMPACT CULTIVATOR
4 FT- 5 FT-6 FT-7 FT**



MARKET FARM EQUIPMENT LIMITED, R.R.#1 DASHWOOD, ONTARIO, CANADA

TEL# 519-238-2301 FAX# 519-238-6044 E-MAIL: mfeltd@execulink.com

www.marketfarmequipment.com

"SERVING THE FARM INDUSTRY SINCE 1962"

WARRANTY REGISTRATION

**MARKET FARM EQUIPMENT LIMITED
R.R. 1 DASHWOOD, ONTARIO, CANADA, N0M 1N0
Fax: 519-238-6044 E-mail: mfeltd@execulink.com**

Purchaser's warranty protection on this equipment is valid only when this registration form is completed by the purchaser and returned to Market Farm Equipment Limited.

Date of purchase: _____

Type of equipment: _____

Model number: _____ **Serial number:** _____

PURCHASER'S SIGNATURE INDICATES:

- Acceptance of equipment, fully assembled () unassembled ()
- Receipt of operator's manual
- Clear understanding of warranty
- Receipt of instructions on special safety equipment available
- Receipt of instructions on safe and proper operating procedures

PURCHASER:

Name: _____

Signature: _____

Mailing Address: _____

Prov./State: _____ **Postal/Zip Code:** _____

Telephone number: _____

Purchased from: _____

THIS WARRANTY MUST BE VALIDATED BY THE MANUFACTURER

It is valid only when a copy of the registration has been received by the manufacturer at address shown.

WARRANTY PROCEDURE

MARKET FARM EQUIPMENT WARRANTS THEIR MANUFACTURED PRODUCTS TO BE FROM DEFECTS IN MATERIAL AND WORKMANSHIP FOR A PERIOD OF ONE (1) YEAR AFTER THE DATE OF PURCHASE TO THE FIRST END USER AND IS SUBJECT TO THE FOLLOWING CONDITIONS.

- 1. Damage caused by improper use, negligence, or operation beyond rated capacity, improper set-up, adjustment, or any unauthorized modifications made by the dealer or customer, shall void this warranty.**
- 2. Notification of damage or warranty claims must be submitted to Market Farm Equipment (M.F.E.) within seven (7) days of the date of failure.**
- 3. All defective parts must be made available by the dealer, for inspection by M.F.E. if required, and returned at the dealer's expense.**
- 4. All warranty claims must be approved by M.F.E.**
- 5. The labour and freight required to replace defective parts is not reimbursable.**
- 6. Exchange, credit or warranty status will be based on the results of the inspection of damaged items by the manufacturer.**
- 7. Credit will be issued if and when the warranty claim is approved and MUST NOT be deducted from the account by the dealer.**
- 8. Products and/or parts not manufactured by M.F.E. are subject to their own manufacturer's warranty conditions.**

WARRANTY CONSIDERATION IS ONLY VALID WHEN THE WARRANTY REGISTRATION FORM HAS BEEN RECEIVED BY MARKET FARM EQUIPMENT.

MARKET FARM EQUIPMENT LIMITED

EXPRESS WARRANTY

Market Farm Equipment Limited warrants against defects in construction and materials for a period of ONE year. We reserve the right to inspect and decide whether material or construction was faulty, or whether abuse or accident voids our guarantee.

This warranty does not cover a component which fails, malfunctions or is damaged as a result of (I) improper modification or repair, (II) accident, abuse or improper use, including loading beyond the specified maximum weights and requirements (III) improper or insufficient maintenance, or (IV) normal wear and tear.

THIS WARRANTY IS EXPRESSLY IN LIEU OF ALL OTHER WARRANTIES OR CONDITIONS, EXPRESS, IMPLIED OR STATUTORY, INCLUDING ANY IMPLIED WARRANTY OF MERCHANTABILITY OR FITNESS FOR A PARTICULAR PURPOSE.

In no way shall Market Farm Equipment Limited be liable for special, direct, incidental or consequential damages of any kind, including but not limited to labour charges.

The exclusive remedy under this warranty shall be repair or replacement of the defective component at Market Farm Equipment Limited's option. This is the entire agreement between Market Farm Equipment Limited and the owner about warranty. NO M.F.E. Ltd. employee or dealer is authorized to make additional warranty on behalf of Market Farm Equipment Limited.

(Fill in the following for future reference)

Serial number: _____

Date of purchase: _____

Purchased from: _____

SAFETY INSTRUCTIONS

The MARKET COMPACT CULTIVATOR is designed for tilling soil and should not be used to transport material, equipment or persons.

Do not use while under the influence of alcohol, medication or drugs.

This equipment should not be operated by children or persons who are unfamiliar with the MARKET COMPACT CULTIVATOR.

It may be necessary to add weight to the front of the tractor for the MARKET COMPACT CULTIVATOR to work properly.

Stop engine and remove key when attaching or detaching the MARKET COMPACT CULTIVATOR from the tractor.

YOUR SAFETY IS OUR MAIN CONCERN, HOWEVER IT IS UP TO THE OPERATOR TO PRACTICE CAUTION.

ASSEMBLY INSTRUCTIONS

Unpack and inspect the product for damage and/or missing parts. Please refer to the parts diagram for proper names and quantities of components.

Set Frame on a sturdy set of work horses or blocks at least 24" high.

Attach A-Frame Arms to the Frame using the Cat.1 Hitch Pins. Secure with lock washers and nuts but do not tighten.

Attach Braces to the Frame using the ½" x 1½" bolts and lock nuts. Do not tighten.

Attach A-Frame to the Braces (with Spacer between Braces) with the ½" x 4" bolt and lock nut.

Finish Frame assembly by tightening all nuts and bolts.

Please refer to the S-Tine spacing diagrams.


Attach Reversible Points to the S-Tines with the 3/8" x 1½" carriage bolts, lock washers and nuts. Tighten all nuts.

Position Clamps on Frame and insert the S-Tines. Secure with ½" x 3" bolts and lock nuts. Tighten all nuts.

OPERATING INSTRUCTIONS

Lower the MARKET COMPACT CULTIVATOR to the ground and slowly drive forward while moving the depth control on the tractor until the s-tines are approximately 3"-4" in the soil. Set the depth control stop to this position. Check that the Frame is level. Adjust the top link accordingly.

With the proper depth and speed the s-tines will move independently, vibrating back and forth as well as side to side producing a viable seed bed.

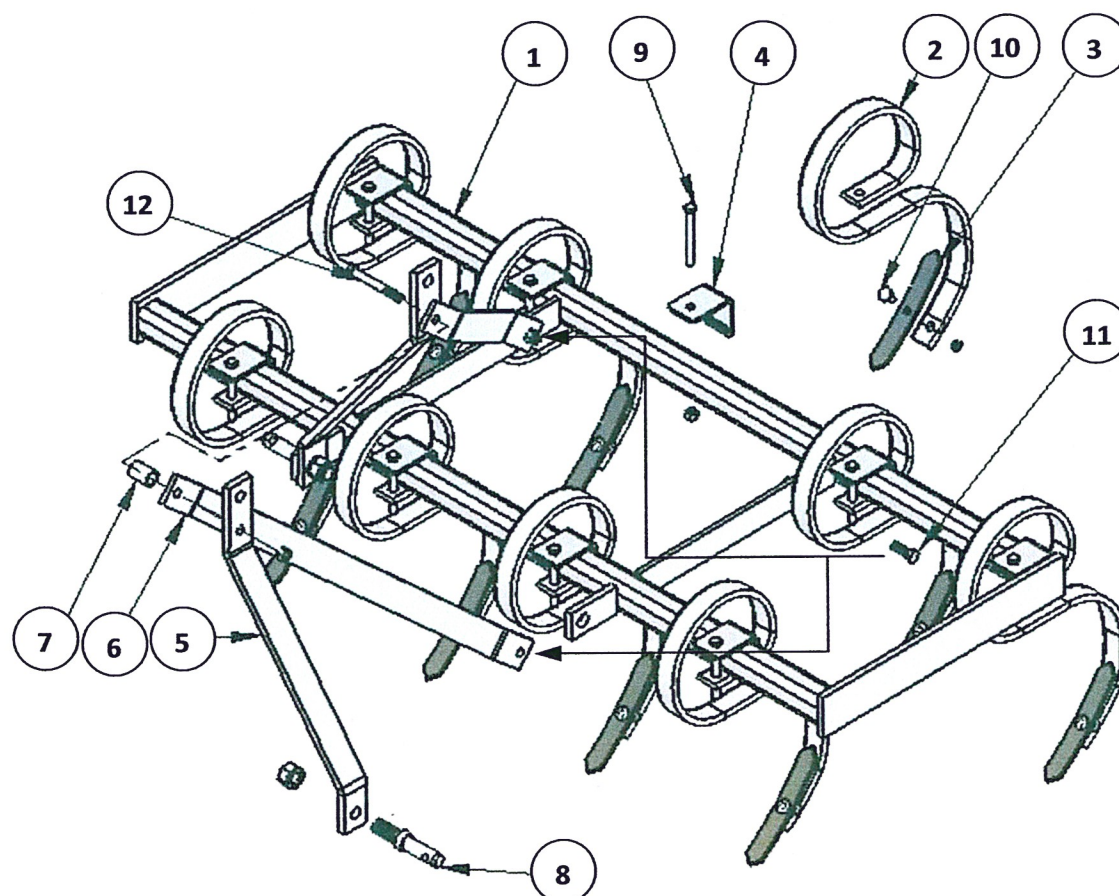


**Pictures show A-Frame
and Brace assembly
with Cat 1. Hitch pins as
well as the S-Tines &
clamps.**



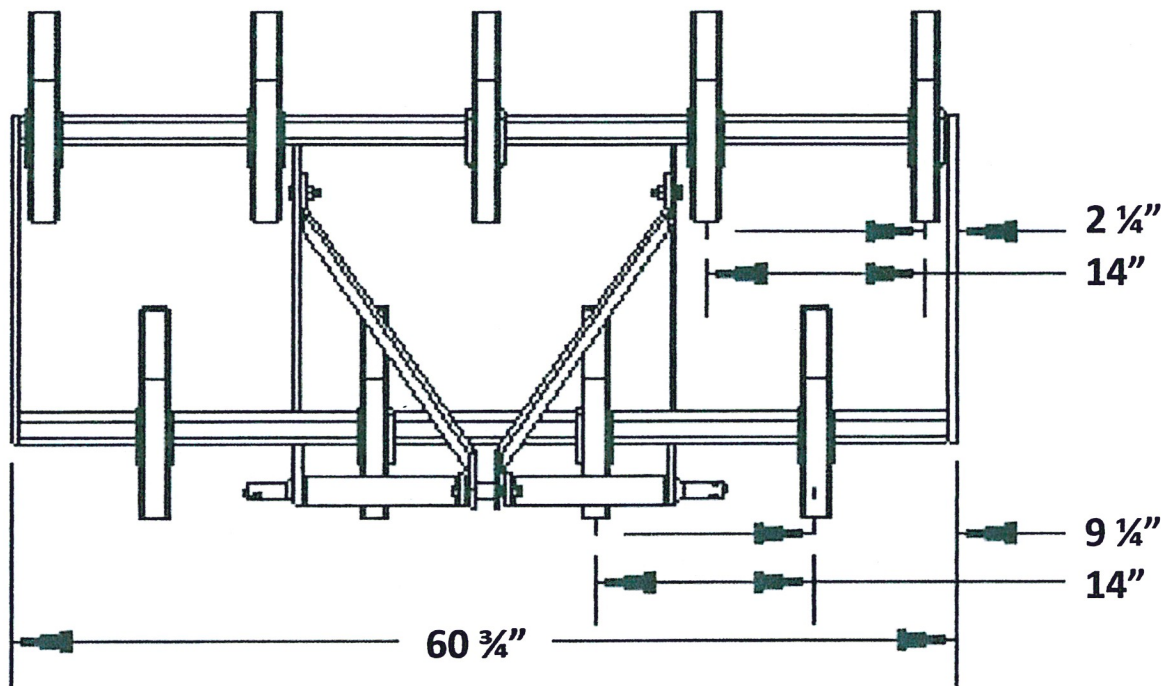
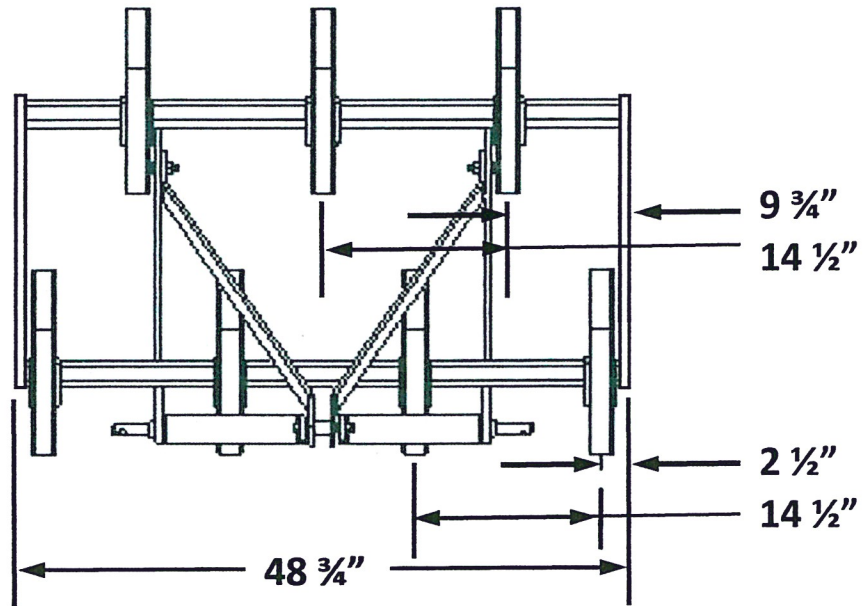
MARKET COMPACT CULTIVATOR

4FT, 5FT, 6FT, 7FT



REF #	DESCRIPTION	PART #	QTY 4FT.	QTY 5FT.	QTY 6FT.	QTY 7FT.
1	4 FT FRAME (48 ¾")	-	1	-	-	-
	5 FT FRAME (60 ¾")	-	-	1	-	-
	6 FT FRAME (72 ¾")	-	-	-	1	-
	7 FT FRAME (84 ¾")	-	-	-	-	1
2	S-TINE 1¼" X 3/8" X 22"	56.000.001	7	9	11	13
3	REVERSIBLE POINT	56.000.003	7	9	11	13
4	2" CLAMP	56.000.005	7	9	11	13
5	A FRAME ARM	-	2	2	2	2
6	BRACE	-	2	2	2	2
7	SPACER	-	1	1	1	1
8	CAT. 1 3-POINT HITCH PIN	152IP	2	2	2	2
9	½" X 3 ½" BOLT ASSMBLY	-	7	9	11	13
10	3/8" X 1½" CARRIAGE BOLT ASSEMBLY	56.000.004	7	9	11	13
11	½" x 1½" BOLT C/W LOCK NUT	-	2	2	2	2
12	½" x 4" BOLT C/W LOCK NUT	-	1	1	1	1

MARKET COMPACT CULTIVATOR S-TINE SPACING
FOR 4 FT & 5 FT MODELS
(ALL MEASUREMENTS ARE APPROXIMATE)



MARKET COMPACT CULTIVATOR S-TINE SPACING
FOR 6 FT & 7 FT MODELS
(ALL MEASUREMENTS ARE APPROXIMATE)

